



GE APPLIANCES
a Haier company

FRONT CONTROL DISHWASHERS

MODEL GDF510PSR/GR



AVAILABLE FINISHES



STAINLESS STEEL



BLACK



WHITE



DIMENSIONS: 33-3/8" H x 23-3/4" W x 24" D
(GDF511PSR/GR Corded Model)


FEATURES

- Dry Boost™
- Active Flood Protect
- Wash System Features:
 - 2-Level Wash
 - 1-Hour Wash
 - Steam Prewash
 - Piranha™ Hard Food Disposer with Removable Filter
 - Full Size Lower Rack with 1-Piece Silverware Basket
- ENERGY STAR®
- Gray Racks (PVC), 12 plate settings
- Smooth Touch Controls with White LEDs
- 4-button operation
- 59 dBA
- WiFi Optional
- U+ Connect Module Sold Separately (Part PBX23W00Y0)

MODEL GDF535PSR/GR




AVAILABLE FINISHES



STAINLESS STEEL



BLACK



WHITE



BISQUE



DIMENSIONS: 33-3/8" H X 23-3/4" W X 24" D

FEATURES

- Dry Boost™
- Active Flood Protect
- Wash System Features:
 - 2-Level Wash
 - 1-Hour Wash
 - Steam Prewash + Sanitization Cycle
 - Piranha™ Hard Food Disposer with Removable Filter
 - Full Size Lower Rack with 1-Piece Silverware Basket
- 1 Utility Cup Shelf
- ENERGY STAR®
- Gray Racks (PVC), 14 plate settings
- Smooth Touch Controls with White LEDs
- 4-button operation
- 55 dBA
- WiFi Optional
- U+ Connect Module Sold Separately (Part PBX23W00Y0)



GE APPLIANCES
a Haier company

BENEFITS



ATTACHED DRAIN HOSE & HARDWARE

Makes installation quick and simple. Shipped on unattached pallet, assembled with attached drain hose and ships complete with universal mounting brackets.



ACTIVE FLOOD PROTECT

So you don't have to worry about damage to units. An internal sensor prevents the dishwasher from overflowing.



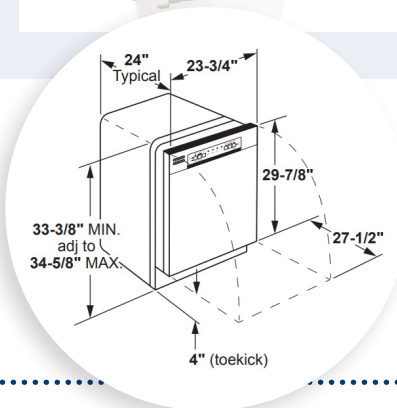
FRONT SERVICEABILITY

Complete most repairs while the dishwasher stays installed. Designed to make maintenance and repairs easier and quicker.



DRY BOOST™

Dry dishes up to 3x better than a heated dry cycle. Industry-leading Dry Boost™ system provides up to 3x better drying, perfect for plastics and other hard-to-dry items.



HIGH QUALITY & ALWAYS DEPENDABLE

American made and built to last for years of reliable performance.

RELIABLE PERFORMANCE

Ready to wash and dry your dishes every time.

DURABLE DESIGN

Low maintenance, easy to install and designed to last.

Q: Do you want peace of mind and protection from potential leaks in your property?

A: The GDF510 & GDF535 both come with Active Flood Protect. If the water level is ever too high, an internal water sensor will shut off water, activate the drain pump and end the cycle to avoid potential leaks and floods.

Q: How does your installation process look today?

A: Installation was a key focus for GE Appliances to improve the overall installation of our new models, including the GDF510 and GDF535. A new, thicker carton and a wooden clamp bar ensuring the dishwasher arrives damage free while an unattached pallet allows easier unboxing. An attached drain hose and universal mounting brackets are included for a quicker installation.

Q: What is your biggest advantage when it comes to maintenance and service repairs?

A: Saving Time & Diagnosing. With the newly designed GDF510 and GDF535, a majority of repairs can be completed with the unit still installed. Simply remove the toe kick and/or door (for select repairs) and you can easily unlatch and unhook the sump to complete repairs and save time. The dishwasher is equipped with a SmarthQ™ Service module to allow you to quickly and easily diagnose potential service call issues if you are a SmarthQ™ Service member.

Q: Will the HDA2100 and GSD2100 model families remain in the lineup?

A: Yes, the GSD3300 family is the only short door platform we have discontinued and it has been replaced with the new GDF510 family. In addition, we have launched new Hotpoint (HDF310) & GE (GDF450) non-EStar models with our recent New Product Launch that are built off the same platform as the new GDF510, providing more value to you and your tenants if you decide to upgrade to these new models.